



STIMULUS

ULTIMATE

GAMEWEAR — ULTIMATE FRISBEE 2024

1

COMPLETE OUR DESIGN FORM

It all starts with our design form, where you can share your vision for your kit and upload relevant files such as logos, fonts, sketches, ideas, etc.

2

RECEIVE A DESIGN PROPOSAL

Once you submit your form, our team of design experts will dive into researching your club's history, style, and personality to create a kit that truly represents you.

In just **2-5 business days**, you'll receive a personalized design proposal from a dedicated account manager.

3

ORDER YOUR CUSTOM APPAREL

We provide our customers with two easy options for ordering: **Bulk Orders** or **Team Stores**.

With **Bulk Orders**, you can place a large order for your entire team all at once while the **Team Store** option allows each individual to order their own custom kit and products.

GAME KIT

ULTIMATE FRISBEE — 2024

GAMEWEAR

JERSEY

SHORT SLEEVE /// LONG SLEEVE /// SLEEVELESS

REGULAR CUT
SUBLIMATED /// SIZES: XS-5XL
100% POLYESTER (FRONT)
86% POLYESTER 14% ELASTANE (BACK)



SHORTS

NORMAL CUT

SUBLIMATED /// SIZES: XS-5XL
100% POLYESTER

GAMEWEAR

JERSEY

SHORT SLEEVE /// LONG SLEEVE /// SLEEVELESS

REGULAR CUT
SUBLIMATED /// SIZES: XS-5XL
100% POLYESTER (FRONT)
86% POLYESTER 14% ELASTANE (BACK)



SHORTS

NORMAL CUT

SUBLIMATED /// SIZES: XS-5XL
100% POLYESTER

GAME KIT

ULTIMATE FRISBEE — 2024

GAMEWEAR

JERSEY

SHORT SLEEVE /// LONG SLEEVE /// SLEEVELESS

REGULAR CUT
SUBLIMATED /// SIZES: XS-5XL
100% POLYESTER (FRONT)
86% POLYESTER 14% ELASTANE (BACK)



SHORTS

NORMAL CUT

SUBLIMATED /// SIZES: XS-5XL
100% POLYESTER

GAME KIT

ULTIMATE FRISBEE — 2024

GAMEWEAR

JERSEY

SHORT SLEEVE /// LONG SLEEVE /// SLEEVELESS

REGULAR CUT
SUBLIMATED /// SIZES: XS-5XL
100% POLYESTER (FRONT)
86% POLYESTER 14% ELASTANE (BACK)



SHORTS


NORMAL CUT

SUBLIMATED /// SIZES: XS-5XL
100% POLYESTER

GAME JERSEY OPTIONS

ULTIMATE FRISBEE — 2024

GAMEWEAR



POPULAR COLOR OPTIONS

MAIN COLORS



PRINT APPLICATIONS: LOGOS

ALL PRODUCTS



SUBLIMATION (FREE)



VINYL HEAT-PRESSED (ADDITIONAL FEE)



RUBBER PATCH (ADDITIONAL FEE)



PRINT STITCH PATCH (ADDITIONAL FEE)

PRINT APPLICATIONS: LOGOS	EMBELLISHMENT QUANTITY & PRICING		TIMELINE
	25 - 50 (PCS) MOQ 25	50 OR MORE (PCS)	
VINYL HEAT PRESSED (APPLICABLE TO NAME/ NUMBERS/ LOGOS)	\$5	\$4.75	+1 WEEK (25-50 PCS) +2 WEEK (50 PCS OR MORE)
RUBBER PATCH (LOGO ONLY)			
PRINT STITCH PATCH (LOGO ONLY)			

PRICING

ULTIMATE FRISBEE — 2024

GAMEWEAR

MOST POLULAR BUNDLES	1 - 20 (SET)	21 - 100 (SET)	101+ (SET)	TIMELINE	PRINT
2 JERSEYS - 2 SHORTS	115.00	\$105.00	\$95.00	4-6 WEEKS	SUBLIMATION
2 JERSEYS - 1 SHORTS	\$95.00	\$85.00	\$75.00	4-6 WEEKS	SUBLIMATION
1 JERSEY - 1 SHORTS	\$75.00	\$65.00	\$55.00	4-6 WEEKS	SUBLIMATION

GAMEWEAR	1 - 20	20 - 100	101+	TIMELINE	PRINT
GAME JERSEY (SHORT SLEEVE)	\$40.00	\$38.00	\$35.00	4-6 WEEKS	SUBLIMATION
GAME JERSEY (SLEEVELESS)	\$36.00	\$33.00	\$30.00	4-6 WEEKS	SUBLIMATION
GAME JERSEY (LONG SLEEVE)	\$40.00	\$38.00	\$35.00	4-6 WEEKS	SUBLIMATION
GAME SHORTS	\$25.00	\$23.00	\$19.99	4-6 WEEKS	SUBLIMATION
LIGHTWEIGHT HOODIE	\$32.00	\$29.00	\$26.00	4-6 WEEKS	SUBLIMATION

SIZE GUIDE

RECREATIONAL

IMPORTANT: To achieve a perfect fit, measure carefully using a tape measure or ruler with string, record and consult size charts for the appropriate size.

If you have any questions or concerns about our sizing or need assistance, our dedicated customer service team is always available to help you.

Measurement = Inches


Email: info@stimulusathletic.com

MEN'S KIT




SIZE	S	M	L	XL
HEIGHT	5'9"	6'1"	6'3"	6'4"
WEIGHT	152 lbs	160 lbs	174 lbs	215 lbs

WOMEN'S KIT



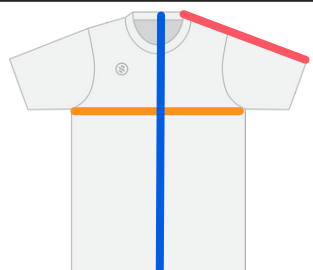
SIZE	XS	S	M	L
HEIGHT	5'1"	5'2"	5'4"	5'5"
WEIGHT	115 lbs	122 lbs	130 lbs	172 lbs

YOUTH KIT



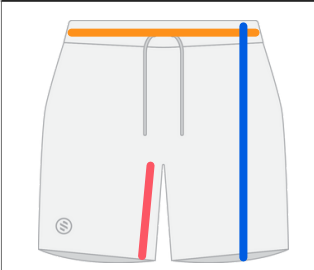
SIZE	S - 22	M - 24	L - 26	XL - 28
HEIGHT	4'1"	4'6"	4'7"	4'11"
WEIGHT	50 lbs	66 lbs	80 lbs	92 lbs

HOW TO MEASURE JERSEYS



CHEST	MEASURE FROM ARMPIT TO ARMPIT <i>*FOR CHEST CIRCUMFERENCE DOUBLE MEASUREMENT</i>
SLEEVE	MEASURE FROM COLLAR TO FULLEST LENGTH OF SLEEVE
LENGTH	MEASURE FROM TOP OF COLLAR TO BOTTOM HEM

HOW TO MEASURE SHORTS



LENGTH	MEASURE FROM TOP OF WAISTBAND TO BOTTOM OF HEM
WIDTH	MEASURE UNSTRETCHED WAIST BAND FROM ONE SIDE TO THE OTHER (FOR WAIST CIRCUMFERENCE, DOUBLE THE MEASUREMENT)
INSEAM	MEASURE INNER SEAM TO BOTTOM HEM

SIZE GUIDE

GAMEWEAR

ULTIMATE FRISBEE — 2024

IMPORTANT: To achieve a perfect fit, measure carefully using a tape measure or ruler with string, record and consult size charts for the appropriate size.

If you have any questions or concerns about our sizing or need assistance, our dedicated customer service team is always available to help you.

Measurement = Inches

Email: info@stimulusathletic.com

MEN'S JERSEY			
SIZE	CHEST	SLEEVE	LENGTH
XS	20	14	27
S	20.5	14	28
M	21.5	15	29.5
L	22	16.5	30.5
XL	23.5	16.5	31
2XL	25	17	33
3XL	27	18.5	33.5

WOMEN'S JERSEY			
SIZE	CHEST	SLEEVE	LENGTH
XS	17.5	11.5	25
S	20	13	25.5
M	21.5	13.5	26.5
L	22	14	27.5
XL	22.5	14.5	28.5
2XL	23.5	14.5	29.5
3XL	24	15	31

YOUTH JERSEY			
SIZE	CHEST	SLEEVE	LENGTH
20 (XS)	15	10	18
22 (S)	15.5	10.5	19.5
24 (M)	16	11	21.5
26 (L)	17	12	23
28 (XL)	18	12.5	24
30 (2XL)	19	13	26
NA	NA	NA	NA

MEN'S SHORTS			
SIZE	LENGTH	WIDTH	INSEAM
XS	16.5	13	6
S	17	14	6.5
M	18	14.5	7
L	19	15	7.5
XL	19.5	16	8
2XL	20	16.75	8.25
3XL	20.5	17	8.25

WOMEN'S SHORTS			
SIZE	LENGTH	WIDTH	INSEAM
XS	13	13.5	4.5
S	13.5	14	5
M	14.5	15	5
L	15.5	16	5.5
XL	17	16.5	5.5
2XL	17.5	17	6
3XL	18	17.5	6

YOUTH SHORTS			
SIZE	LENGTH	WIDTH	INSEAM
20 (XS)	14	11	5
22 (S)	14.5	11.5	5.5
24 (M)	15	11.75	5.5
26 (L)	16	12	5.5
28 (XL)	16.75	12.5	6
30 (2XL)	17.5	12.75	6
NA	NA	NA	NA

PRODUCT CARE INTRUCTIONS:

- Do not dry clean.
- Do not wash in hot water.
- Do not use chlorine bleach or fabric softener.
- Do not wash whites and colors together or overload the washing machine.
- Avoid machine drying on high heat.
- Do not leave wet or damp garments in your travel bag, washing machine, or in a pile with other clothing.
- For new uniforms, we recommend washing in cold water and either hanging to dry or using the lowest setting on your dryer.
- Launder uniforms immediately after wearing.
- If immediate laundering is not possible, rinse garments and hang individually on rust-proof hangers.
- Contrasting color items such as belts should be washed separately.
- Always test wash a single uniform before washing an entire load.
- For heavily soiled garments, we recommend presoaking in cold water with a protein release agent.
- Follow the presoak manufacturer's instructions and wash immediately following the presoak.
- Wash and rinse all garments in cold water with mild detergent, and remove promptly after the wash cycle to prevent color migration.
- For best results, hang garments to dry, especially those with Spandex. If machine drying is necessary, use the lowest setting and turn jerseys inside out.
- Remove items from the dryer immediately upon completion of the cycle to prevent shrinkage, discoloration, and cracking and peeling of vinyl pastisol lettering inks.
- Make sure uniforms are completely dry before storing in a dry area to prevent mildew, and protect them from sunlight and fluorescent light to prevent yellowing.

Please note that failure to follow these instructions may void all guarantees, and Stimulus Athletic will not be responsible for any damage to uniforms due to improper care and maintenance.



DO YOU CHARGE FOR DESIGN WORK?

NO, we offer **FREE** design services and are committed to making your ideas a reality. Our dedicated designer will help your team create the perfect custom designs that reflect your unique identity.

WE HAVE A DESIGN ALREADY, CAN YOU PRODUCE IT?

YES, we can bring your designs to life, but adjustments may be made to ensure they meet our production and branding guidelines. **This may include small modifications to colors and design elements.**

WILL THE COLORS MATCH THE PROPOSALS?

Please note that monitor colors may differ from the final printed colors due to differences in how light is emitted and absorbed.

However, rest assured that we are dedicated to providing you with the closest color for your products as possible. **If color accuracy is crucial for your design, please contact your designated account manager and request for a sample to ensure that you get the desired outcome.**

WHAT IS THE TURNAROUND TIME?

Our current turnaround time from payment to dispatch is **approximately 4 to 6 weeks**. Please note that **additional print applications and custom requests may add to the production time**. Our team works diligently to ensure that all orders are fulfilled as efficiently as possible.

If you have specific deadlines, please don't hesitate to reach out to your designated account manager to ensure that you receive your products on the desired time.

