



STIMULUS

IN-STOCK

APPAREL — SOCCER 2024

YOUR CUSTOM DESIGN IN 3-EASY STEPS

HOW IT WORKS

1

COMPLETE OUR DESIGN FORM

It all starts with our design form, where you can share your vision for your kit and upload relevant files such as logos, fonts, sketches, ideas, etc.

2

RECEIVE A DESIGN PROPOSAL

Once you submit your form, our team of design experts will dive into researching your club's history, style, and personality to create a kit that truly represents you.

In just **2-5 business days**, you'll receive a personalized design proposal from a dedicated account manager.

3

ORDER YOUR CUSTOM APPAREL

We provide our customers with two easy options for ordering: **Bulk Orders** or **Team Stores**.

With **Bulk Orders**, you can place a large order for your entire team all at once while the **Team Store** option allows each individual to order their own custom kit and products.

WHY CHOOSE IN-STOCK KITS?

HOW IT WORKS



FASTER DESIGN

Designs are fixed already; all that's left is to add your logos and sponsors, personalizing each piece to reflect your unique brand identity and partnerships.



FASTER DELIVERY TIME

In-stock kits offer a quicker turnaround since the designs are already crafted, allowing us to print your logos and finalize the product in just a few days. **Expect a total of 2-3 weeks** for the designs to be delivered, ensuring you're game-ready in no time!




PREMIUM PRINTS

Logos are printed using a vinyl heat press technique, ensuring a premium finish that, when paired with high-quality fabrics, elevates the overall look and feel of each piece to match the standards of excellence your team deserves.

ECLIPSE COLLECTION

IN-STOCK KITS: GAME KIT




VELOCITY COLLECTION

IN-STOCK KITS: GAME KIT



PRISTINE COLLECTION

IN-STOCK KITS: GAME KIT




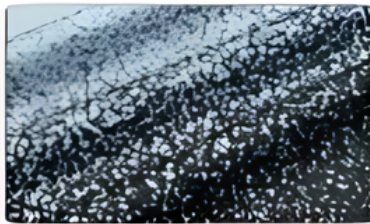
SETTLED COLLECTION

IN-STOCK KITS: GAME KIT



GRAIN COLLECTION

IN-STOCK KITS: GOAL KEEPER



PERFORMA COLLECTION

IN-STOCK KITS: TRACKSUIT



PRICING

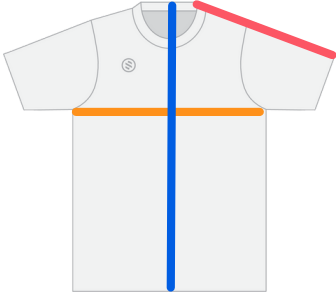
IN-STOCK KITS

MOST POLULAR BUNDLES	1 - 20 (SET)	21 - 100 (SET)	101+ (SET)	TIMELINE	PRINT
1 JERSEY + 1 SHORTS	\$35.00	\$35.00	\$35.00	1.5 - 2 WEEKS	VINYL
JERSEY	\$25.00	\$21.00	\$18.00	1.5 - 2 WEEKS	VINYL
PERFORMANCE POLOS	\$25.00	\$21.00	\$18.00	1.5 - 2 WEEKS	VINYL
POCKET SHORTS	\$25.00	\$21.00	\$18.00	1.5 - 2 WEEKS	VINYL

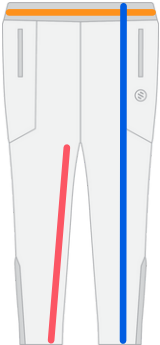
SIZE GUIDE

IN-STOCK KITS

HOW TO MEASURE JERSEYS

	CHEST	MEASURE FROM ARMPIT TO ARMPIT *FOR CHEST CIRCUMFERENCE DOUBLE MEASUREMENT
	SLEEVE	MEASURE FROM COLLAR TO FULLEST LENGTH OF SLEEVE
	LENGTH	MEASURE FROM TOP OF COLLAR TO BOTTOM HEM

HOW TO MEASURE PANTS

	LENGTH	MEASURE FROM TOP OF WAISTBAND TO BOTTOM OF HEM
	WIDTH	MEASURE UNSTRETCHED WAIST BAND FROM ONE SIDE TO THE OTHER (FOR WAIST CIRCUMFERENCE, DOUBLE THE MEASUREMENT)
	INSEAM	MEASURE INNER SEAM TO BOTTOM HEM

MEN'S JERSEY			
SIZE	CHEST	SLEEVE	LENGTH
XS	20	14	27
S	20.5	14	28
M	21.5	15	29.5
L	22	16.5	30.5
XL	23.5	16.5	31
2XL	25	17	33
3XL	27	18.5	33.5

WOMEN'S JERSEY			
SIZE	CHEST	SLEEVE	LENGTH
XS	17.5	11.5	25
S	20	13	25.5
M	21.5	13.5	26.5
L	22	14	27.5
XL	22.5	14.5	28.5
2XL	23.5	14.5	29.5
3XL	24	15	31

YOUTH JERSEY			
SIZE	CHEST	SLEEVE	LENGTH
20 (XS)	15	10	18
22 (S)	15.5	10.5	19.5
24 (M)	16	11	21.5
26 (L)	17	12	23
28 (XL)	18	12.5	24
30 (2XL)	19	13	26
NA	NA	NA	NA

MEN'S SHORTS			
SIZE	LENGTH	WIDTH	INSEAM
XS	16.5	13	6
S	17	14	6.5
M	18	14.5	7
L	19	15	7.5
XL	19.5	16	8
2XL	20	16.75	8.25
3XL	20.5	17	8.25

WOMEN'S SHORTS			
SIZE	LENGTH	WIDTH	INSEAM
XS	13	13.5	4.5
S	13.5	14	5
M	14.5	15	5
L	15.5	16	5.5
XL	17	16.5	5.5
2XL	17.5	17	6
3XL	18	17.5	6

YOUTH SHORTS			
SIZE	LENGTH	WIDTH	INSEAM
20 (XS)	14	11	5
22 (S)	14.5	11.5	5.5
24 (M)	15	11.75	5.5
26 (L)	16	12	5.5
28 (XL)	16.75	12.5	6
30 (2XL)	17.5	12.75	6
NA	NA	NA	NA

IMPORTANT: To achieve a perfect fit, measure carefully using a tape measure or ruler with string, record and consult size charts for the appropriate size.

If you have any questions or concerns about our sizing or need assistance, our dedicated customer service team is always available to help you.

Measurement = Inches

Email: info@stimulusathletic.com

PRODUCT CARE

IN-STOCK KITS

PRODUCT CARE INTRUCTIONS:

- Do not dry clean.
- Do not wash in hot water.
- Do not use chlorine bleach or fabric softener.
- Do not wash whites and colors together or overload the washing machine.
- Avoid machine drying on high heat.
- Do not leave wet or damp garments in your travel bag, washing machine, or in a pile with other clothing.
- For new uniforms, we recommend washing in cold water and either hanging to dry or using the lowest setting on your dryer.
- Launder uniforms immediately after wearing.
- If immediate laundering is not possible, rinse garments and hang individually on rust-proof hangers.
- Contrasting color items such as belts should be washed separately.
- Always test wash a single uniform before washing an entire load.
- For heavily soiled garments, we recommend presoaking in cold water with a protein release agent.
- Follow the presoak manufacturer's instructions and wash immediately following the presoak.
- Wash and rinse all garments in cold water with mild detergent, and remove promptly after the wash cycle to prevent color migration.
- For best results, hang garments to dry, especially those with Spandex. If machine drying is necessary, use the lowest setting and turn jerseys inside out.
- Remove items from the dryer immediately upon completion of the cycle to prevent shrinkage, discoloration, and cracking and peeling of vinyl pastisol lettering inks.
- Make sure uniforms are completely dry before storing in a dry area to prevent mildew, and protect them from sunlight and fluorescent light to prevent yellowing.

Please note that failure to follow these instructions may void all guarantees, and Stimulus Athletic will not be responsible for any damage to uniforms due to improper care and maintenance.

FREQUENTLY ASKED QUESTIONS

IN-STOCK KITS

DO YOU CHARGE FOR DESIGN WORK?

NO, we offer **FREE** design services and are committed to making your ideas a reality. Our dedicated designer will help your team create the perfect custom designs that reflect your unique identity.

WILL THE COLORS MATCH THE PROPOSALS?

Please note that monitor colors may differ from the final printed colors due to differences in how light is emitted and absorbed.

However, rest assured that we are dedicated to providing you with the closest color for your products as possible. **If color accuracy is crucial for your design, please contact your designated account manager and request for a sample to ensure that you get the desired outcome.**

WHAT IS THE TURNAROUND TIME?

Our current turnaround time from payment to dispatch is **approximately 2 to 3 weeks**. Please note that **additional print applications and custom requests may add to the production time**. Our team works diligently to ensure that all orders are fulfilled as efficiently as possible.

If you have specific deadlines, please don't hesitate to reach out to your designated account manager to ensure that you receive your products on the desired time.

